2/2 WAY PISTON ACTUATED VALVE – FLANGED – AISI 316L

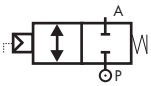

NC normally closed Bi-Directional

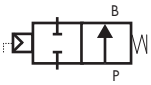

NO normally open flow under seat

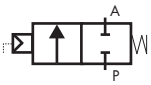

NC normally closed flow over seat

TECHNICAL SPECIFICATIONS

See general features at pages 11, 12, 13, 14, 15

Valves DN32-DN50 complying with 97/23 Directive Category I

BENEFITS

Waterhammer-free design for BPA - BPD (2→1)

OPTIONS

Manual override (e.g. Code BPA205STWM0) see page 28

Stroke regulator (e.g. Code PD210STJR0) see page 28

Travel switch (e.g. Code RPG208LTZI0) see page 28

High temperature version (e.g. Code PD205STW0H)

TYPE: REGULAR (BD-NO-NC)

SELECTION TABLE

	FLANGES TO BS 4504 (EN1092 shape B)					
	ACTUATOR Ø 63			ACTUATOR Ø 90		
DN	BD	NC	NO	BD	NC	NO
[mm]	Code	Code	Code	Code	Code	Code
15	BPD205STW00	PD205STW00	RPD205STW00	–	–	–
20	BPD206STX00	PD206STX00	RPD206STX00	–	–	–
25	BPD207STY00	PD207STY00	RPD207STY00	BPD207LTY00	PD207LTY00	RPD207LTY00
32	BPD208STZ00	PD208STZ00	RPD208STZ00	BPD208LTZ00	PD208LTZ00	RPD208LTZ00
40	BPD209STK00	PD209STK00	RPD209STK00	BPD209LTK00	PD209LTK00	RPD209LTK00
50	BPD210STJ00	PD210STJ00	RPD210STJ00	BPD210LTJ00	PD210LTJ00	RPD210LTJ00

	FLANGES TO ANSI B16.5 CLASS 150					
	ACTUATOR Ø 63			ACTUATOR Ø 90		
DN	BD	NC	NO	BD	NC	NO
[mm]	Code	Code	Code	Code	Code	Code
15	BPA205STW00	PA205STW00	RPA205STW00	–	–	–
20	BPA206STX00	PA206STX00	RPA206STX00	–	–	–
25	BPA207STY00	PA207STY00	RPA207STY00	BPA207LTY00	PA207LTY00	RPA207LTY00
32	BPA208STZ00	PA208STZ00	RPA208STZ00	BPA208LTZ00	PA208LTZ00	RPA208LTZ00
40	BPA209STK00	PA209STK00	RPA209STK00	BPA209LTK00	PA209LTK00	RPA209LTK00
50	BPA210STJ00	PA210STJ00	RPA210STJ00	BPA210LTJ00	PA210LTJ00	RPA210LTJ00

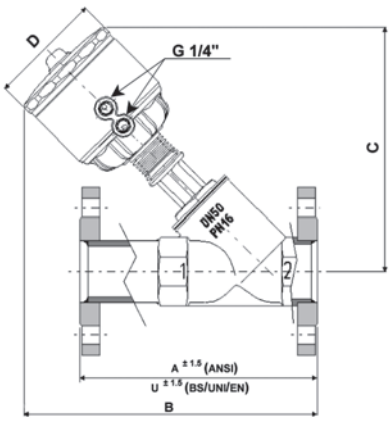

***A**: face to face to ANSI B 16.10 ***U**: face to face to EN 558-1

DIMENSIONS & WEIGHTS

DN	Actuator Ø	A * (ANSI)	U * (ANSI)	B	C	D	Weight
[mm]	[mm]	[mm]	[mm]	[mm]	[mm]	[mm]	[kg]
15	63	139.7	130	218	194	85	2.6
20	63	152.4	150	236	210	85	3.0
25	63	165.1	160	239	208	85	3.8
32	63	184.2	180	252	216	85	5.6
40	63	203.2	200	257	220	85	6.9
50	63	228.6	230	275	230	85	8.7
25	90	165.1	160	250	219	112	4.4
32	90	184.2	180	263	227	112	6.0
40	90	203.2	200	268	232	112	6.9
50	90	228.6	230	286	240	112	9.1